
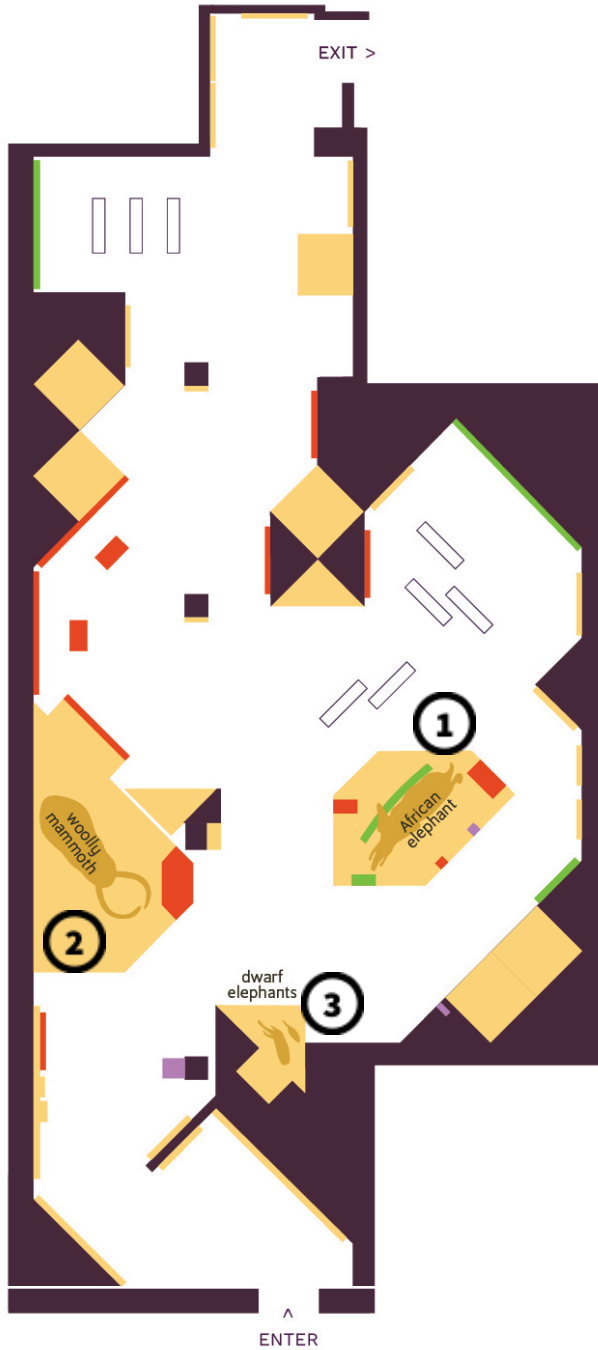


# Student Worksheets

## Answer Key

### Welcome to the American Museum of Natural History!

You will visit three models in the exhibition. See what elephants and their relatives look like. Find out how their body parts help these animals adapt to the places they live.




**STOP 1**

# African Savanna Elephant

👁️👁️ **Look** at the model. Use it to help you draw the missing parts in the picture below.



**Draw:**    trunk    tusks    ears    hair    how big you are next to the model



**Draw** the place the elephant lives. (Hint: See the big wall picture above the food-and-water display.)



**Circle** the words that describe the where the elephant lives:

mountains   hills   flat plains   rocky   forests   grassy   hot   warm   cold



**Circle** the words that describe how each body part helps the elephant survive where it lives:

trunk:   drink water   pull down tree branches   trumpet calls   breathe while swimming

tusks:   dig for food   pick at rocks   scrape bark   defense   attract mates

ears:   cool off   hear sounds   fan off insects   stay warm


hair:   stay warm   cool down   sun protection   camouflage

# STOP 2 Woolly Mammoth

👁️👁️ **Look** at the model. Use it to help you draw the missing parts in the picture below.



**Draw:**  trunk  tusks  ears  fur  how big you are next to the model



**Draw** where the mammoth lived. (Hint: See the painting behind the model.)



**Circle** the words that describe where the mammoth lived:

mountains hills flat plains rocky forests grassy hot warm cold



**Circle** the words that describe how each body part helps the elephant survive where it lives:

trunk: drink water pull down tree branches trumpet calls breathe while swimming

tusks: dig for food pick at rocks scrape bark defense attract mates


ears: cool off hear sounds fan off insects stay warm

hair: stay warm cool down sun protection camouflage

# STOP 3 Dwarf Elephants

Look at the models. Use it to help you draw the missing parts in the picture below.

**Draw:**  trunks  tusks  ears  hair  how big you are next to the models



**Draw** where the dwarf elephants lived. (Hint: Look for clues in the panel below the model.)

**Circle** the words that describe the place they lived:

mountains hills flat plains rocky forests grassy hot warm cold

**Circle** the words that describe how each body part helps the elephant survive where it lives:

trunk: drink water pull down tree branches trumpet calls breathe while swimming

tusks: dig for food pick at rocks scrape bark defense attract mates

ears: cool off hear sounds fan off insects stay warm

hair: stay warm cool down sun protection camouflage