
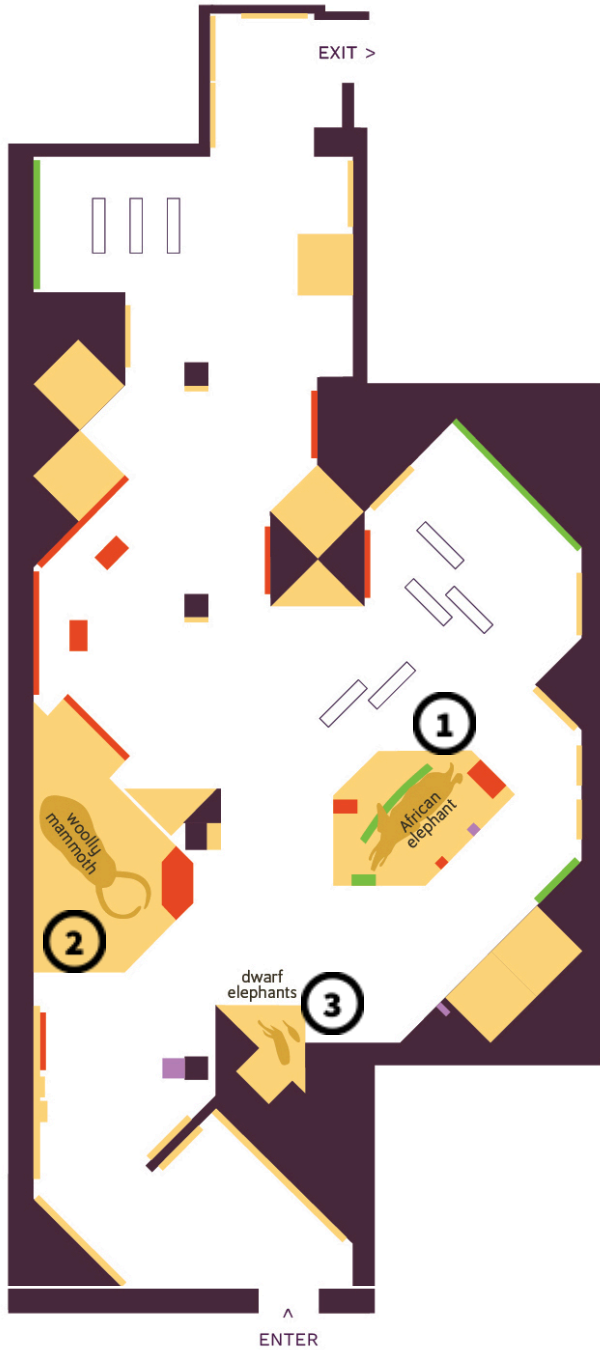


Student Worksheets

Welcome to the American Museum of Natural History!

You will visit three models in the exhibition. See what elephants and their relatives look like. Find out how their body parts help these animals adapt to the places they live.




STOP 1

African Savanna Elephant

👁👁 **Look** at the model. Use it to help you draw the missing parts in the picture below.



Draw: trunk tusks ears hair how big you are next to the model



Draw the place the elephant lives. (Hint: See the big wall picture above the food-and-water display.)



Circle the words that describe the where the elephant lives:

mountains hills flat plains rocky forests grassy hot warm cold



Circle the words that describe how each body part helps the elephant survive where it lives:

trunk: drink water pull down tree branches trumpet calls breathe while swimming

tusks: dig for food pick at rocks scrape bark defense attract mates

ears: cool off hear sounds fan off insects stay warm


hair: stay warm cool down sun protection camouflage

STOP 2**Woolly Mammoth**

👁👁 **Look** at the model. Use it to help you draw the missing parts in the picture below.



Draw: trunk tusks ears fur how big you are next to the model



Draw where the mammoth lived. (Hint: See the painting behind the model.)



Circle the words that describe where the mammoth lived:

mountains hills flat plains rocky forests grassy hot warm cold



Circle the words that describe how each body part helps the elephant survive where it lives:

trunk: drink water pull down tree branches trumpet calls breathe while swimming

tusks: dig for food pick at rocks scrape bark defense attract mates

ears: cool off hear sounds fan off insects stay warm


hair: stay warm cool down sun protection camouflage

STOP 3 Dwarf Elephants

👁👁 **Look** at the models. Use it to help you draw the missing parts in the picture below.



Draw: trunks tusks ears hair how big you are next to the models



Draw where the dwarf elephants lived. (Hint: Look for clues in the panel below the model.)



Circle the words that describe the place they lived:

mountains hills flat plains rocky forests grassy hot warm cold



Circle the words that describe how each body part helps the elephant survive where it lives:

trunk: drink water pull down tree branches trumpet calls breathe while swimming

tusks: dig for food pick at rocks scrape bark defense attract mates

ears: cool off hear sounds fan off insects stay warm

hair: stay warm cool down sun protection camouflage