


# Student Worksheet

Name: \_\_\_\_\_

## PART 1 OBSERVE AN INSECT


Pick an insect in the hall to observe closely.


 Write your insect's name:

---



---

 Draw the insect in the box.

 Label its mouthpart, legs, and other body parts.

### 1. MARVELOUS MOUTHPARTS

Identify your insect's mouthpart. Check the box.




piercing and sucking




biting and chewing





sipping through straws




licking and sponging



Imagine you are this insect. Use your hands to show how it uses its mouthpart to feed.

 How does this insect use its mouthpart to help it survive in its habitat?

---



---

### 2. LOOKING AT LEGS

Identify your insect's legs. Check the box.




jumping




seizing





running




climbing



Imagine you are this insect. Use your hands to show how it uses its legs to move.

 How does this insect use its legs to help it survive in its habitat?

---



---

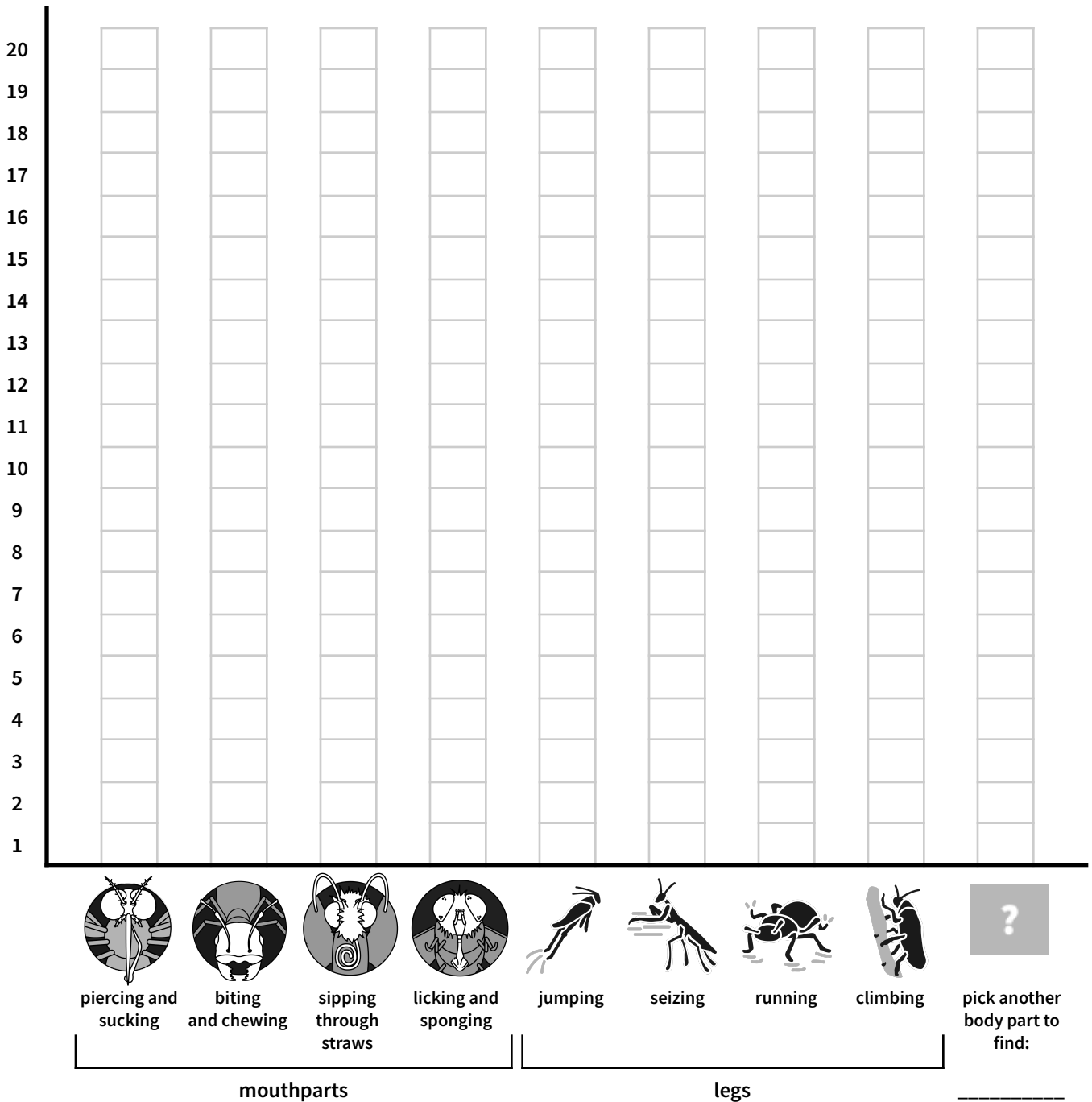


**Talk about it:** How does your insect's shape, color, and size help it survive in its habitat?

**PART 2** OBSERVE MORE INSECTS

Explore the Insectarium. Observe many different types of insects. For each type of insect:

- 👁️ Identify its mouthpart and legs.
- ✎ Identify one more body part of your choice. Write the name in the last column below.
- ✎ Shade in a box in the graph below for each body part you find.



😊👥 **Talk about it:** Show your graph to someone. Tell them about what you discovered.