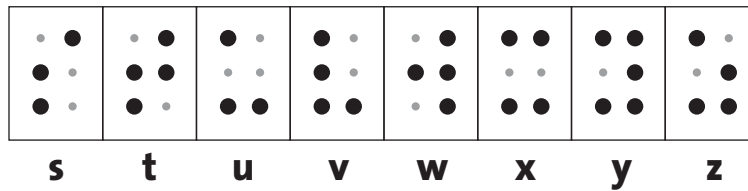
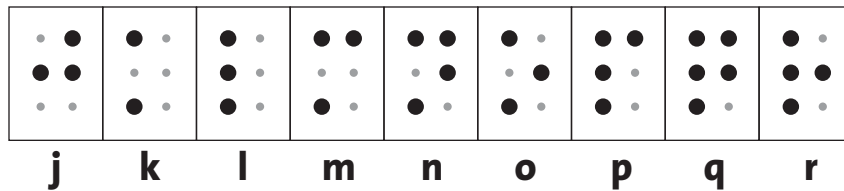
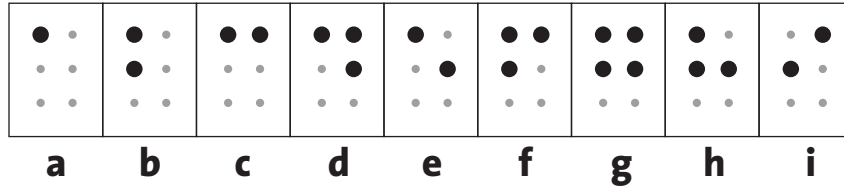


BRaille KEY

Use this key to write and read Braille. Each letter, number, and punctuation is represented by dots in a “cell.” Each cell is made up of six dots: two dots across and three dots down. The bolded dots are the ones that you will mark and punch through on the blank Braille sheet.

ALPHABET



NOTE:
Notice how the k-t are just like a-j, but with an extra dot in the lower left.

means the next letter is Capitalized

means the next word is ALL CAPITALIZED

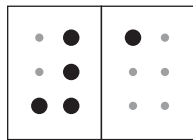
= Brain

= OLOGY

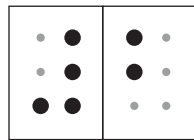
NUMBERS

The numbers 1–0 are the same as a–j, but with a number sign before it.

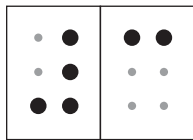
 means the next “letter” or “word” is a number



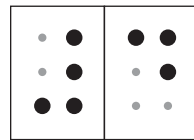
1



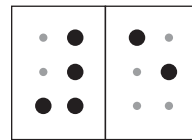
2



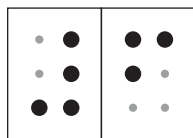
3



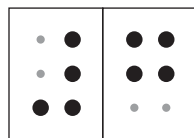
4



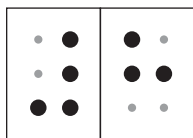
5



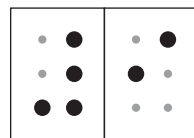
6



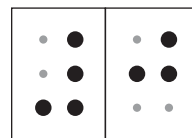
7



8



9




0

 is a decimal point


 = 479

 = 4.79


PUNCTUATION




period .




comma ,




apostrophe ’




hyphen -




slash /




exclamation point !




question mark ?




dollar sign \$




colon :




open quote “



close quote ”



open parenthesis (



close parenthesis)